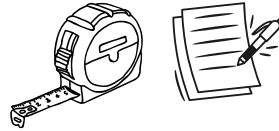


# How to Measure

## Roman Blinds

You will need a pen and paper, and a tape measure.



### Step 1 -

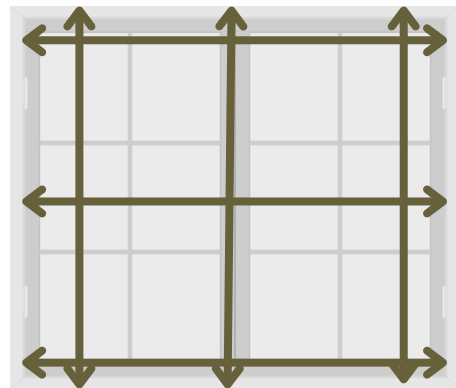
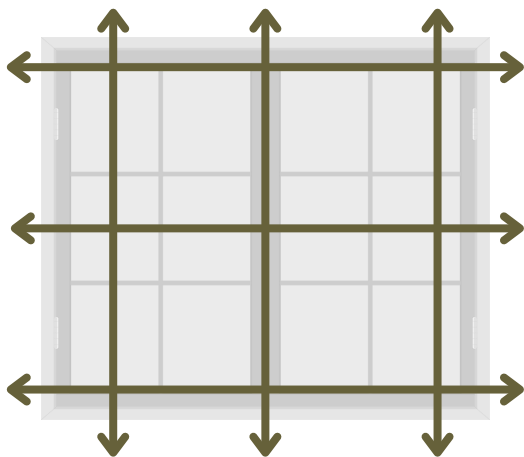
Firstly, remember your blind will sit in front of any obstructions. Check that there is enough room in front of any obstructions for the blind to fit in your recess.

### Step 2 - RECESS FIT

For a recess fit, measure in three places across both the width and drop, taking the smallest measurement for each. Measure as accurately as possible, from wall to wall, at the top, middle and the bottom. Make a note of the smallest measurement.

### Step 3 - OUTSIDE THE RECESS FIT

For a roman blind outside the recess, measure the exact size you want the blind. We recommend it overlapping the recess by 100mm each side, top and bottom.



Scan here to watch our measuring video.



*Need help?*

Our customer service team is here to help!  
Call 01205 601115 or email  
[sales@directordercurtains.co.uk](mailto:sales@directordercurtains.co.uk)

# Additional information

## for ordering Roman Blinds

---

Made-to-measure Roman blinds combine elegance and functionality, crafted from soft, high-quality fabrics tailored to your exact window dimensions. They feature full coverage of the heading for a neat, polished finish and offer two stylish stacking options: stacked, where the folds align evenly when the blind is raised, and waterfall, where the folds cascade in uniform steps for a distinctive, eye-catching appearance.

### **Recess Measurement:**

Choosing the recess measurement option means the blind will fit neatly inside your window recess. We make small, precise deductions from your provided measurements to allow for smooth operation and a perfect fit within the space.

### **Exact Measurement:**

Selecting the exact measurement option means your Roman blind is designed to sit outside the window recess, fully covering the frame for a neat and stylish look. You'll receive your blind made to the exact dimensions you provide, ensuring a precise fit for your chosen placement.

### **Sheer roman blinds -**

Sheer Roman blinds offer the same elegant structure as standard Roman blinds but with a softer, lighter appearance. Made from translucent fabrics, they gently diffuse daylight while maintaining a sense of privacy and openness. The construction remains consistent with standard Roman blinds, with the exception of the hem size, which is adjusted to suit the lighter fabric.

### **Roman blind stacking options -**

Roman blinds come with two stacking style options. Stacked creates a clean, uniform look, with all folds sitting neatly on the same level when open. Cascade offers a stepped finish, with folds 10-25mm apart (depending on the blind's drop), adding a decorative touch but taking up slightly more window space.

*Need help?*

Our customer service team is here to help!  
Call 01205 601115 or email  
[sales@directordercurtains.co.uk](mailto:sales@directordercurtains.co.uk)